





Jan-Mar 2008:	2359280:	20186:	
Apr-Jun 2008:	3115192:	27075:	
Jul-Sep 2008:	2999033:	26454:	
Oct-Dec 2008:	2800797:	25403:	













Busiest quarter: Apr-Jun 2008 (3,115,192 requests).

Monthly Report

(Go To: [Top](#): [General Summary](#): [Yearly Report](#): [Quarterly Report](#): [Monthly Report](#): [Weekly Report](#): [Daily Report](#): [Daily Summary](#): [Hourly Summary](#): [Domain Report](#): [Organisation Report](#): [Host Report](#): [Operating System Report](#): [Status Code Report](#): [File Type Report](#): [Directory Report](#): [Request Report](#))

This report lists the activity in each month.

Each unit (■) represents 30,000 requests or part thereof.

month:	reqs:	pages:	
-----:	-----:	-----:	
Jan 2008:	586989:	6149:	
Feb 2008:	873285:	6493:	
Mar 2008:	899006:	7544:	
Apr 2008:	1016277:	8324:	
May 2008:	1021351:	8470:	
Jun 2008:	1077564:	10281:	
Jul 2008:	1023210:	9573:	
Aug 2008:	842184:	6826:	
Sep 2008:	1133639:	10055:	
Oct 2008:	947708:	8289:	
Nov 2008:	921135:	7919:	
Dec 2008:	931954:	9195:	

















Busiest month: Sep 2008 (1,133,639 requests).






































Weekly Report

(Go To: [Top](#): [General Summary](#): [Yearly Report](#): [Quarterly Report](#): [Monthly Report](#): [Weekly Report](#): [Daily Report](#): [Daily Summary](#): [Hourly Summary](#): [Domain Report](#): [Organisation Report](#): [Host Report](#): [Operating System Report](#): [Status Code Report](#): [File Type Report](#): [Directory Report](#): [Request Report](#))

This report lists the activity in each week.

Each unit (■) represents 8,000 requests or part thereof.

week beg.:	reqs:	pages:	
-----:	-----:	-----:	
30/Dec/07:	74216:	819:	
6/Jan/08:	126113:	1506:	
13/Jan/08:	122464:	1445:	
20/Jan/08:	107351:	1362:	
27/Jan/08:	220544:	1403:	
3/Feb/08:	206539:	1449:	
10/Feb/08:	203522:	1568:	
17/Feb/08:	240169:	1690:	
24/Feb/08:	184400:	1577:	
2/Mar/08:	226089:	1644:	
9/Mar/08:	205585:	1891:	
16/Mar/08:	201951:	1796:	
23/Mar/08:	179846:	1600:	
30/Mar/08:	207980:	1812:	
6/Apr/08:	252185:	2157:	
13/Apr/08:	253543:	2000:	

20/Apr/08:	243534:	1804:	
27/Apr/08:	193029:	1570:	
4/May/08:	231081:	1835:	
11/May/08:	223715:	1772:	
18/May/08:	229547:	2103:	
25/May/08:	263505:	2177:	
1/Jun/08:	231048:	2115:	
8/Jun/08:	264855:	2421:	
15/Jun/08:	267843:	2494:	
22/Jun/08:	247651:	2620:	
29/Jun/08:	247071:	2596:	
6/Jul/08:	231921:	2081:	
13/Jul/08:	220047:	2046:	
20/Jul/08:	226718:	2057:	
27/Jul/08:	208617:	1862:	
3/Aug/08:	198357:	1624:	
10/Aug/08:	150207:	1249:	
17/Aug/08:	181145:	1420:	
24/Aug/08:	239155:	1875:	
31/Aug/08:	297357:	2262:	
7/Sep/08:	278619:	2539:	
14/Sep/08:	278539:	2645:	
21/Sep/08:	223647:	2058:	
28/Sep/08:	193719:	1755:	
5/Oct/08:	197161:	1678:	
12/Oct/08:	237965:	2020:	
19/Oct/08:	232824:	1944:	
26/Oct/08:	193949:	1871:	
2/Nov/08:	201906:	1724:	
9/Nov/08:	164904:	1597:	
16/Nov/08:	203410:	1729:	
23/Nov/08:	300155:	2430:	
30/Nov/08:	247940:	2519:	
7/Dec/08:	226982:	2281:	
14/Dec/08:	236067:	2267:	
21/Dec/08:	141111:	1378:	
28/Dec/08:	106504:	981:	













Busiest week: week beginning 23/Nov/08 (300,155 requests).































Daily Report

(Go To: [Top](#): [General Summary](#): [Yearly Report](#): [Quarterly Report](#): [Monthly Report](#): [Weekly Report](#): [Daily Report](#): [Daily Summary](#): [Hourly Summary](#): [Domain Report](#): [Organisation Report](#): [Host Report](#): [Operating System Report](#): [Status Code Report](#): [File Type Report](#): [Directory Report](#): [Request Report](#))

This report lists the activity in each day.

Each unit (■) represents 1,500 requests or part thereof.

date:	reqs:	pages:	
-----:	-----:	-----:	
20/Nov/08:	27374:	311:	
21/Nov/08:	32123:	240:	
22/Nov/08:	24805:	172:	
23/Nov/08:	25201:	229:	
24/Nov/08:	45592:	426:	
25/Nov/08:	50075:	396:	
26/Nov/08:	55971:	423:	
27/Nov/08:	43021:	331:	
28/Nov/08:	45299:	392:	
29/Nov/08:	34996:	233:	
30/Nov/08:	26650:	231:	
1/Dec/08:	43661:	469:	

2/Dec/08:	37385:	371:	
3/Dec/08:	41185:	468:	
4/Dec/08:	39998:	394:	
5/Dec/08:	35131:	347:	
6/Dec/08:	23930:	239:	
7/Dec/08:	18484:	183:	
8/Dec/08:	19155:	185:	
9/Dec/08:	42087:	360:	
10/Dec/08:	39149:	436:	
11/Dec/08:	36720:	439:	
12/Dec/08:	40521:	447:	
13/Dec/08:	30866:	231:	
14/Dec/08:	24554:	275:	
15/Dec/08:	39717:	372:	
16/Dec/08:	37427:	372:	
17/Dec/08:	41443:	360:	
18/Dec/08:	32641:	351:	
19/Dec/08:	32675:	314:	
20/Dec/08:	27610:	223:	
21/Dec/08:	18699:	174:	
22/Dec/08:	25755:	300:	
23/Dec/08:	28260:	272:	
24/Dec/08:	15296:	133:	
25/Dec/08:	15297:	119:	
26/Dec/08:	21079:	181:	
27/Dec/08:	16725:	199:	
28/Dec/08:	23366:	213:	
29/Dec/08:	31106:	271:	
30/Dec/08:	30646:	271:	
31/Dec/08:	21386:	226:	







Busiest day: 26/Nov/08 (55,971 requests).

Daily Summary

(Go To: [Top](#): [General Summary](#): [Yearly Report](#): [Quarterly Report](#): [Monthly Report](#): [Weekly Report](#): [Daily Report](#): [Daily Summary](#): [Hourly Summary](#): [Domain Report](#): [Organisation Report](#): [Host Report](#): [Operating System Report](#): [Status Code Report](#): [File Type Report](#): [Directory Report](#): [Request Report](#))

This report lists the total activity for each day of the week, summed over all the weeks in the report.

Each unit (■) represents 50,000 requests or part thereof.

day:	reqs:	pages:	
---	-----	-----	
Sun:	1176478:	9152:	
Mon:	1779004:	16573:	
Tue:	1759758:	16369:	
Wed:	1858379:	16718:	
Thu:	1729991:	15453:	
Fri:	1749873:	15276:	
Sat:	1220819:	9577:	

Hourly Summary

(Go To: [Top](#): [General Summary](#): [Yearly Report](#): [Quarterly Report](#): [Monthly Report](#): [Weekly Report](#): [Daily Report](#): [Daily Summary](#): [Hourly Summary](#): [Domain Report](#): [Organisation Report](#): [Host Report](#): [Operating System Report](#): [Status Code Report](#): [File Type Report](#): [Directory Report](#): [Request Report](#))

This report lists the total activity for each hour of the day, summed over all the days in the report.

Each unit (■) represents 20,000 requests or part thereof.

hour:	reqs:	pages:	
-----:	-----:	-----:	
0:	81887:	700:	■
1:	46748:	505:	■
2:	42694:	367:	■
3:	31109:	387:	■
4:	46356:	486:	■
5:	98611:	975:	■
6:	256462:	2231:	■
7:	487892:	4127:	■
8:	628350:	5279:	■
9:	755116:	6255:	■
10:	688379:	6671:	■
11:	715759:	6565:	■
12:	716246:	6406:	■
13:	756842:	6974:	■
14:	808279:	7648:	■
15:	851241:	7880:	■
16:	803988:	7468:	■
17:	675931:	6010:	■
18:	609391:	5234:	■
19:	586680:	5129:	■
20:	591923:	4712:	■
21:	490076:	3624:	■
22:	333168:	2245:	■
23:	171174:	1240:	■

Domain Report

([Go To: Top](#): [General Summary](#): [Yearly Report](#): [Quarterly Report](#): [Monthly Report](#): [Weekly Report](#): [Daily Report](#): [Daily Summary](#): [Hourly Summary](#): [Domain Report](#): [Organisation Report](#): [Host Report](#): [Operating System Report](#): [Status Code Report](#): [File Type Report](#): [Directory Report](#): [Request Report](#))

This report lists the countries of the computers which requested files.

Listing domains, sorted by the amount of traffic.

reqs:	%bytes:	domain
-----:	-----:	-----
11274302:		[unresolved numerical addresses]

Organisation Report

([Go To: Top](#): [General Summary](#): [Yearly Report](#): [Quarterly Report](#): [Monthly Report](#): [Weekly Report](#): [Daily Report](#): [Daily Summary](#): [Hourly Summary](#): [Domain Report](#): [Organisation Report](#): [Host Report](#): [Operating System Report](#): [Status Code Report](#): [File Type Report](#): [Directory Report](#): [Request Report](#))

This report lists the organisations of the computers which requested files.